Graphing Linear functions

1) $f(x) = 2x+1$

x	-3	-2	0	1	2
$f(x)$	-5	-3	1	3	5

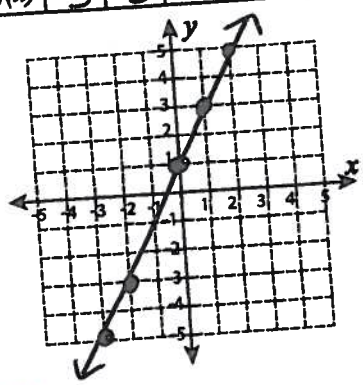

x	2x+1	y
-3	2(-3)+1	-5
-2	2(-2)+1	-3
0	2(0)+1	1
1	2(1)+1	3
2	2(2)+1	5

2) $f(x) = x+5$

x	-6	-5	-3	1	3
$f(x)$	-1	0	2	6	8

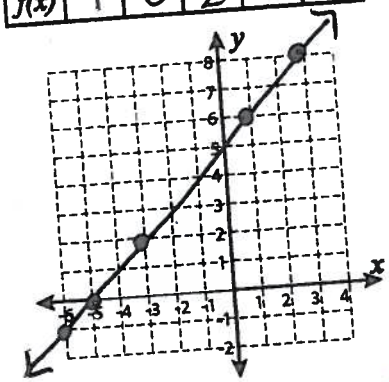

x	x+5	y
-6	(-6)+5	-1
-5	(-5)+5	0
-3	(-3)+5	2
1	(1)+5	6
3	(3)+5	8

3) $f(x) = 4-8x$

x	-3	-2	-1	0	1
$f(x)$	28	20	12	4	-4

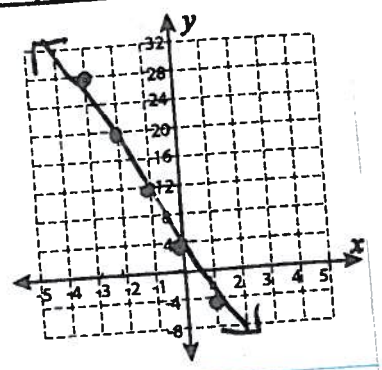

x	4-8x	y
-3	4-8(-3)	28
-2	4-8(-2)	20
-1	4-8(-1)	12
0	4-8(0)	4
1	4-8(1)	-4