

### Color By Number: Similar Figures

Name: \_\_\_\_\_

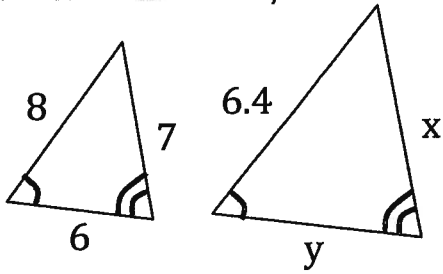
Write and solve a proportion to find the missing length in each problem.

Be sure to show your work clearly.

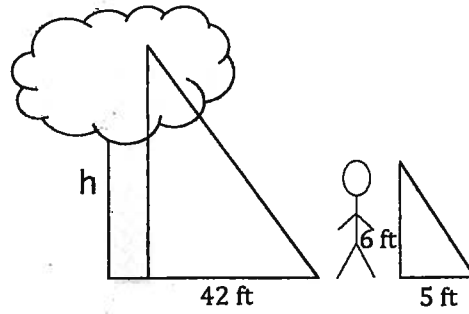
Locate your answer on the coloring sheet. Then color that region the specified color.

<p>1. GREEN</p>	<p>2. RED Find h to the nearest tenth.</p>
<p>3. GREEN</p>	<p>4. RED <math>\triangle ABC \sim \triangle JKL</math></p>
<p>5. YELLOW <math>LONM \sim QTSR</math></p>	<p>6. ORANGE Find x.</p>

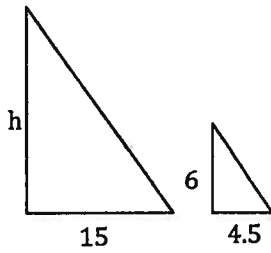
7. **YELLOW** Find  $y$ .



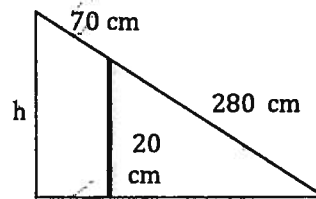
8. **BLUE**



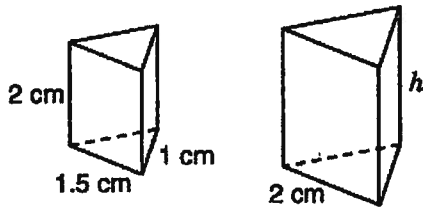
9. **BLUE**



10. **PINK**

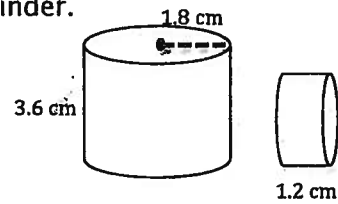


11. **PURPLE** Find  $h$  to the nearest tenth.



12. **YELLOW**

Find the radius of the smaller cylinder.



Color the picture symmetrically using the numbers shown.  
For example, since one inner circle on the ladybug is marked with 5.6, color all inner circles that color.

